

Scaled data based on original data using
LM-79-08 Approved Method: Electrical and Photometric Measurements of Solid-
State Lighting Products

Test Report Prepared for
Cooper Lighting Solutions
(formerly Eaton)

Brand: McGRAW-EDISON

Report Number: P450308

Luminaire Tested: **GALN-SA1A-760-U-5WQ**

Issue Date: 1/4/2021

Test Information

Test Method: LM-79-08
Report Number: P450308
TEST IS SCALED FROM IESNA LM-79-08 TEST DATA (G3-2011-042-1)
Test Lab: INNOVATION CENTER
Issue Date: 1/4/2021
Manufacturer: COOPER LIGHTING SOLUTIONS (FORMERLY EATON)
Product Line: McGRAW-EDISON
Catalog Number: GALN-SA1A-760-U-5WQ
Description: GALLEON AREA AND ROADWAY LUMINAIRE
(1) 70 CRI, 5700K, 615mA LIGHTSQUARE WITH 16 LEDS AND TYPE V WIDE OPTICS
Light Source: -
Ballast/Driver: ELECTRONIC DRIVER

Summary

Lumens per Lamp: N/A
Luminaire Lumens: 4843 lumens
Efficiency: N/A
Efficacy: 146.8 lumens/watt
Luminous Opening: Rectangular (W 0.5' x L: 0.5' x H: 0')
IES Classification: Type V - Short
BUG Rating: B3 - U0 - G1

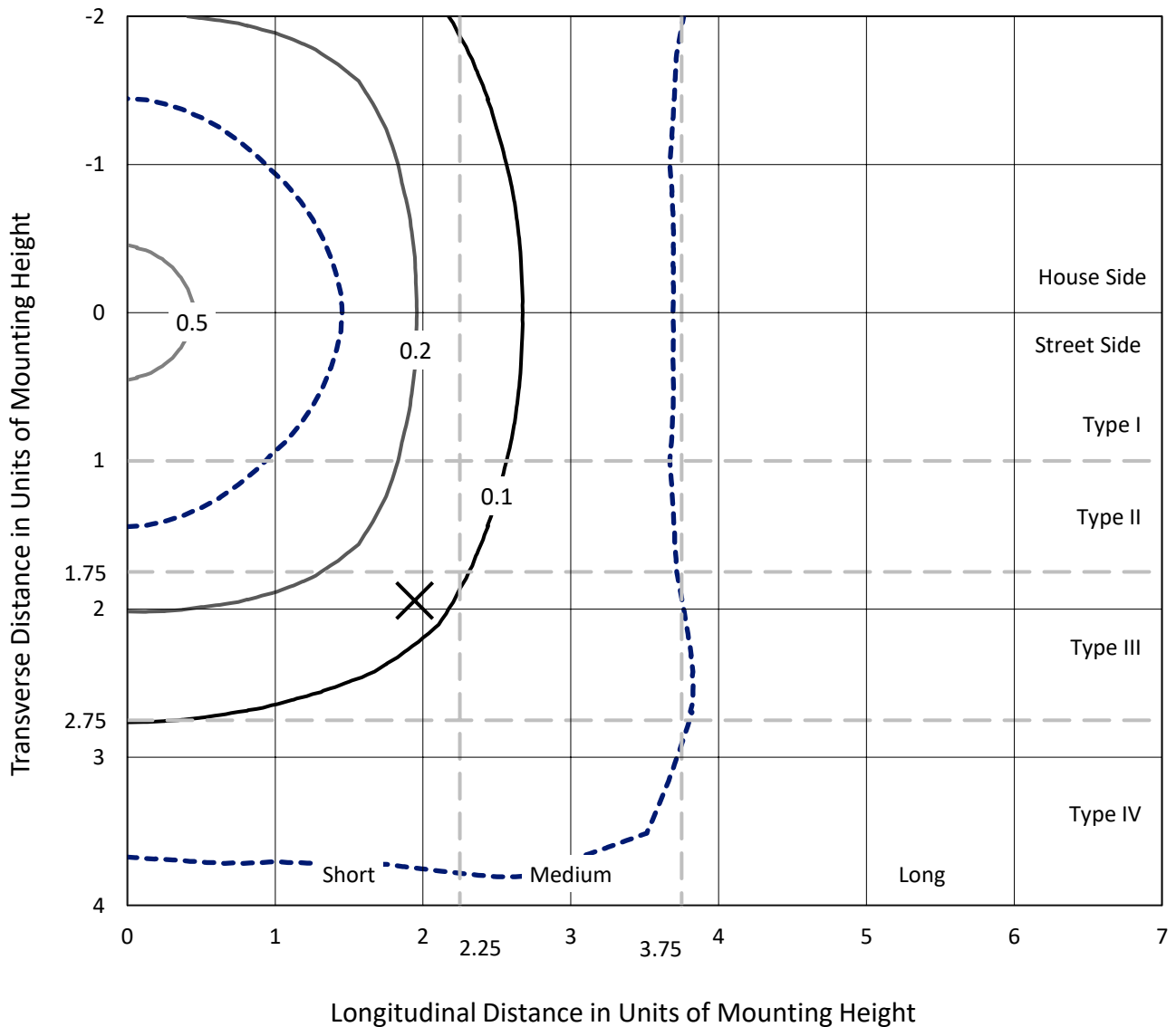
Input Watts (W): 33
Input Voltage (V): NR
Input Current (A_{in}): NR
Voltage Rise (V): NR
Power Factor: NR
Total Harmonic Distortion (THDi): NR
Frequency (hertz): 60
Stabilization Time: NR
Operation Time: NR
Ambient Temperature (°C): NR
Test Distance: 24 FT



REPORT NUMBER: P450308
 CATALOG NUMBER: GALN-SA1A-760-U-5WQ

Iso-Footcandle Lines of Horizontal Illumination

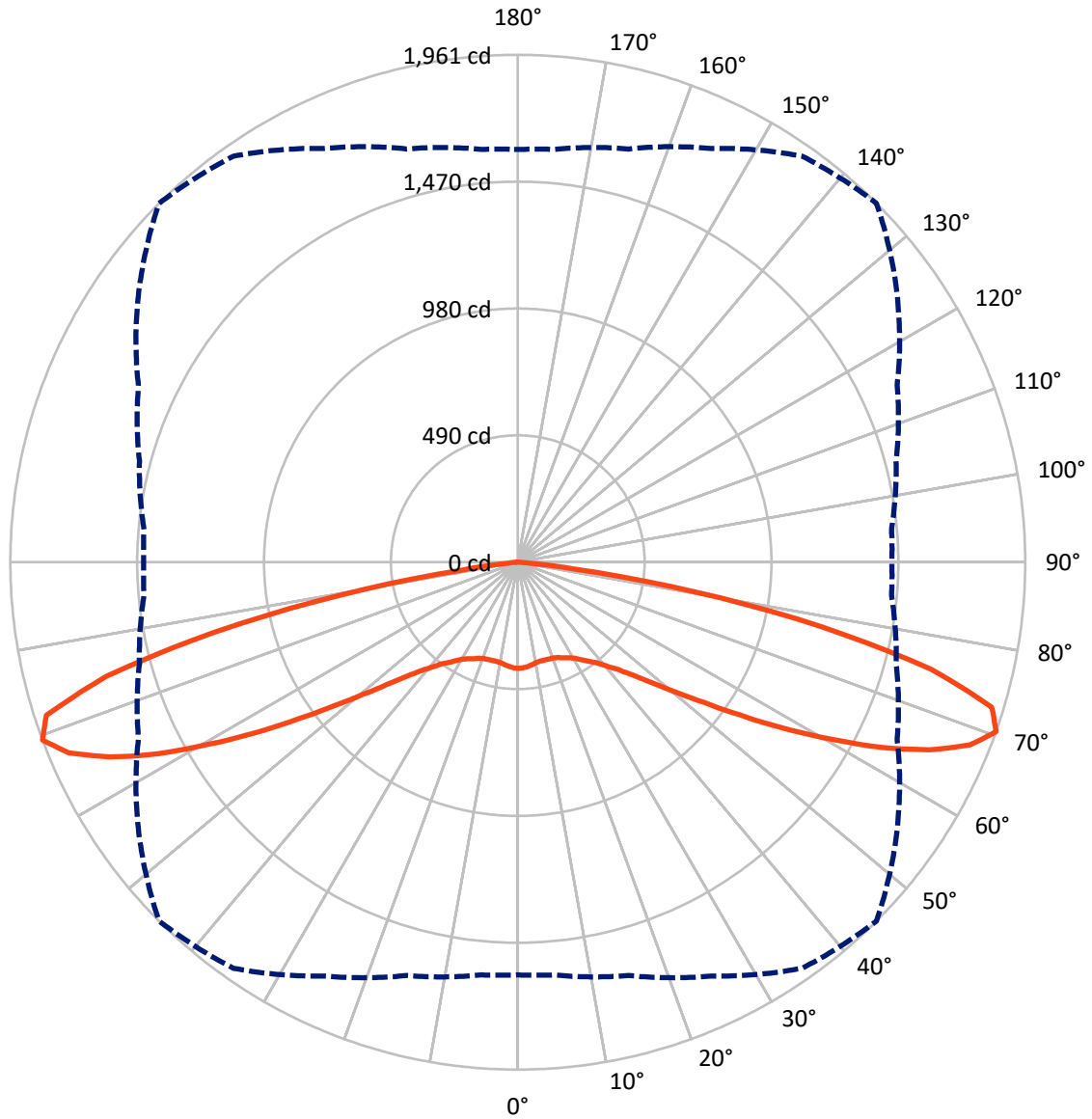
× Max cd
 - - - 1/2 Max cd



Based on 25 foot mounting height. Maximum calculated value = 0.7 fc
 Type V - Short - N/A

REPORT NUMBER: P450308
CATALOG NUMBER: GALN-SA1A-760-U-5WQ

Luminous Intensity Polar Plot



— Vertical Plane Through 45-Deg Lateral - - - Horizontal Cone Through 70-Deg Vertical

REPORT NUMBER: P450308

CATALOG NUMBER: GALN-SA1A-760-U-5WQ

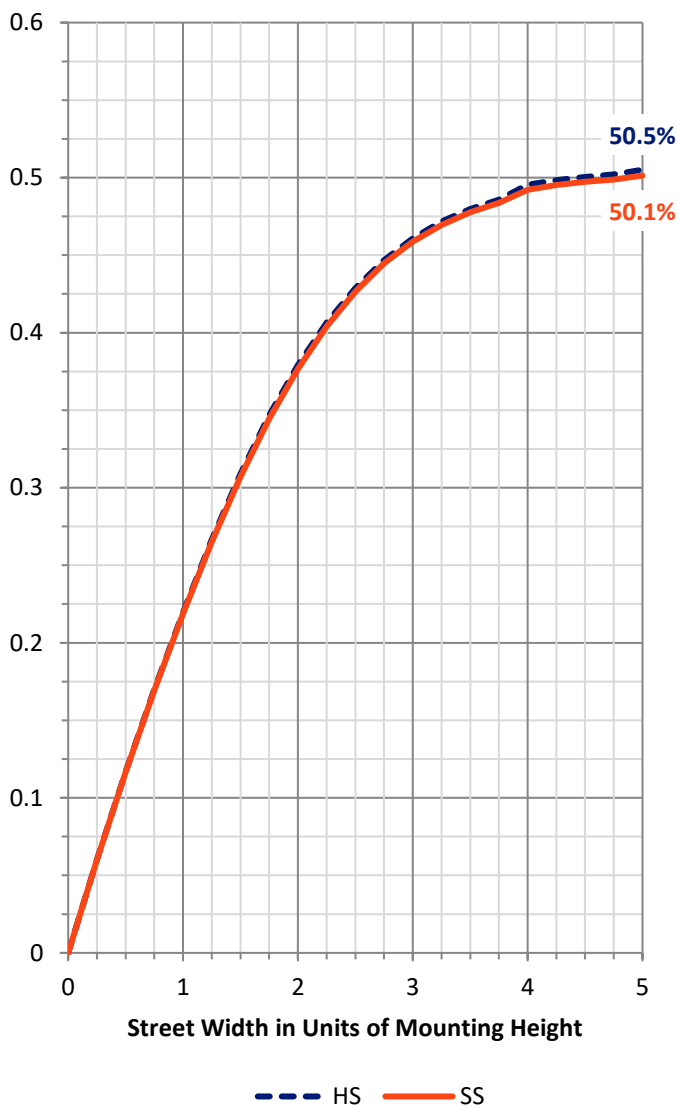
FLUX DISTRIBUTION:

		Downward	Upward	Total
House Side	Lumens	2421.5	0.0	2421.5
	% Fixture	50.0	0.0	50.0
Street Side	Lumens	2421.5	0.0	2421.5
	% Fixture	50.0	0.0	50.0
Total	Lumens	4843.0	0.0	4843.0
	% Fixture	100.0	0.0	100.0

ZONAL LUMENS:

Zone	Lumens	% Fixture
0°-10°	38.3	0.8
10°-20°	112.3	2.3
20°-30°	191.3	3.9
30°-40°	296.5	6.1
40°-50°	499.0	10.3
50°-60°	907.8	18.7
60°-70°	1536.9	31.7
70°-80°	1189.7	24.6
80°-90°	71.3	1.5
90°-100°	0.0	0.0
100°-110°	0.0	0.0
110°-120°	0.0	0.0
120°-130°	0.0	0.0
130°-140°	0.0	0.0
140°-150°	0.0	0.0
150°-160°	0.0	0.0
160°-170°	0.0	0.0
170°-180°	0.0	0.0
0°-90°	4843.0	100.0
0°-180°	4843.0	100.0

Coefficient of Utilization



REPORT NUMBER: P450308

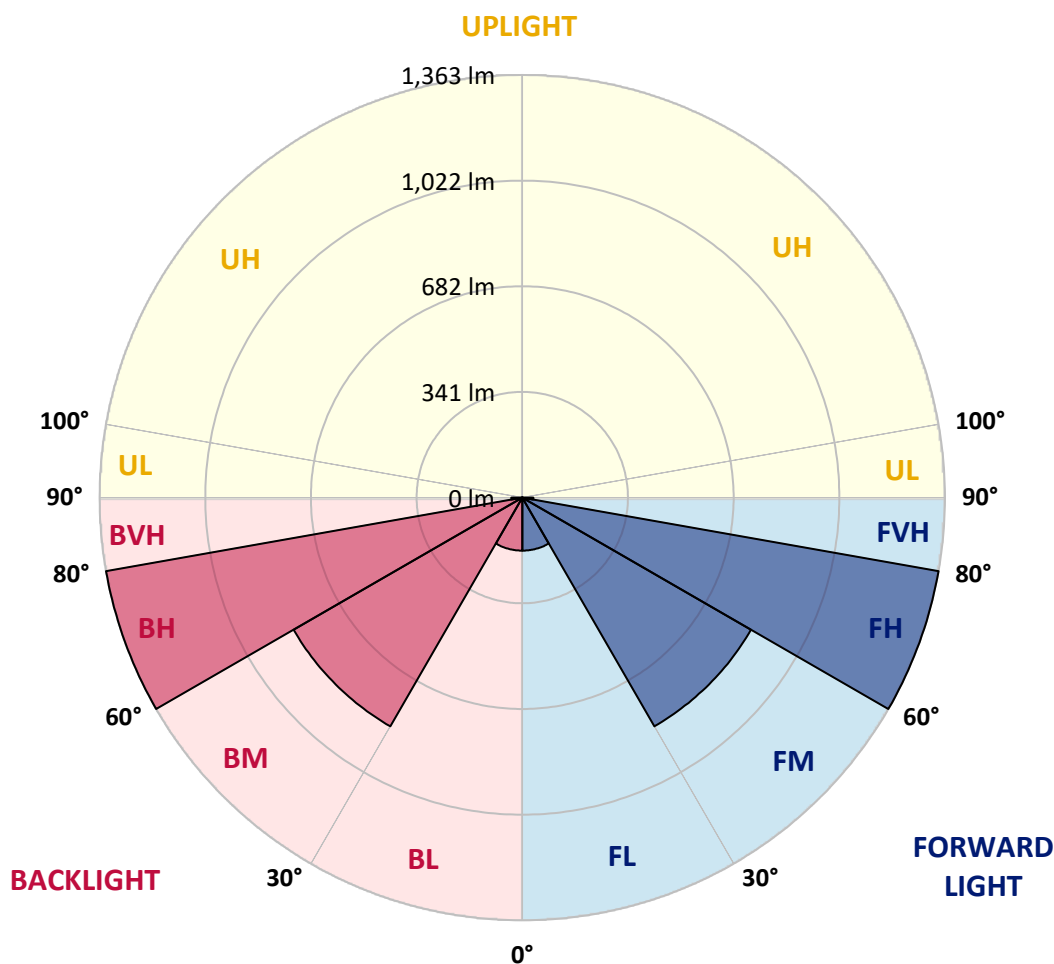
CATALOG NUMBER: GALN-SA1A-760-U-5WQ

LUMINAIRE CLASSIFICATION SYSTEM LUMEN TABLE AND BUG RATING:

Zone	Lumens	% Fixture	Zone Rating/Lumen Limit		
			B	U	G
FL (0°-30°)	170.9	3.5			
FM (30°-60°)	851.6	17.6			
FH (60°-80°)	1363.3	28.1			G1/1800
FVH (80°-90°)	35.6	0.7			G1/100
BL (0°-30°)	170.9	3.5	B1/500		
BM (30°-60°)	851.6	17.6	B1/1000		
BH (60°-80°)	1363.3	28.1	B3/2500		G1/1800
BVH (80°-90°)	35.6	0.7			G1/100
UL (90°-100°)	0.0	0.0		U0/0	
UH (100°-180°)	0.0	0.0		U0/0	

BUG Rating: B3-U0-G1

Type V Short





REPORT NUMBER: P450308
 CATALOG NUMBER: GALN-SA1A-760-U-5WQ

CANDELA DISTRIBUTION (FULL):

	0°	5°	15°	25°	35°	45°	55°	65°	75°	85°	90°
0°	410.0	410.0	410.0	410.0	410.0	410.0	410.0	410.0	410.0	410.0	410.0
2.5°	409.0	409.3	409.3	408.7	408.5	408.5	408.2	408.2	409.0	409.3	409.5
5°	405.4	405.4	405.4	405.2	404.6	404.6	404.1	404.1	404.4	405.2	404.6
7.5°	400.6	401.1	401.1	400.0	399.3	399.3	399.0	399.3	399.5	400.3	400.0
10°	399.0	399.3	398.0	396.2	394.9	394.2	394.4	394.9	396.2	396.7	397.0
12.5°	400.0	400.0	397.7	395.2	392.9	391.9	391.6	393.4	395.7	397.2	397.7
15°	401.3	400.8	398.0	394.7	392.4	392.1	391.9	393.1	396.5	399.5	399.8
17.5°	402.1	401.8	398.3	394.2	392.9	392.9	392.6	393.6	397.2	401.1	401.3
20°	404.6	403.9	399.8	395.4	394.4	394.9	394.2	395.4	399.3	403.9	404.9
22.5°	409.8	409.0	404.9	400.6	400.0	400.0	399.8	401.1	405.2	410.0	410.8
25°	415.9	415.1	411.3	408.2	408.7	409.8	409.3	409.5	412.8	416.9	418.2
27.5°	424.1	422.8	419.5	416.9	418.5	418.5	418.5	418.2	420.3	424.1	425.4
30°	434.1	433.6	430.0	429.7	431.0	429.7	429.7	430.0	430.2	433.8	435.1
32.5°	447.1	446.1	444.3	443.8	447.4	448.4	444.8	441.5	443.3	446.9	447.6
35°	468.6	467.1	464.5	461.7	464.5	469.4	461.7	459.1	463.7	468.6	469.1
37.5°	497.8	497.0	492.9	487.8	487.5	492.6	484.7	484.5	493.1	499.0	499.8
40°	534.3	535.1	530.0	525.1	522.6	526.7	520.5	522.8	531.3	537.9	537.4
42.5°	585.7	582.9	575.0	570.4	567.6	566.0	564.5	568.1	577.6	584.7	590.3
45°	645.9	644.8	634.9	629.2	623.1	620.8	620.3	626.7	638.2	646.9	647.6
47.5°	713.9	711.6	705.2	699.3	697.0	694.2	691.6	696.5	708.0	714.1	715.9
50°	784.0	784.5	784.5	783.5	785.8	786.3	779.4	781.2	787.6	787.0	786.5
52.5°	864.0	866.8	880.1	881.4	892.4	899.8	887.3	879.9	877.6	863.8	864.8
55°	958.2	960.7	980.7	1000.6	1030.3	1042.8	1016.5	993.5	977.1	956.1	957.1
57.5°	1075.6	1076.8	1095.8	1134.1	1181.2	1210.6	1164.3	1118.8	1085.5	1065.6	1057.7
60°	1201.9	1203.2	1230.8	1277.6	1350.8	1386.6	1329.3	1254.9	1212.9	1182.5	1184.5
62.5°	1353.6	1358.7	1383.5	1448.0	1536.7	1576.9	1500.9	1401.4	1344.6	1306.8	1308.3
65°	1516.0	1524.7	1551.8	1622.7	1704.5	1747.8	1654.7	1539.8	1469.2	1422.9	1427.8
67.5°	1621.4	1629.1	1668.2	1746.5	1848.5	1884.3	1764.1	1630.4	1542.1	1486.9	1476.6
70°	1594.5	1600.9	1653.1	1764.1	1915.3	1960.6	1790.2	1617.1	1513.2	1449.5	1445.4
72.5°	1407.6	1394.3	1470.5	1629.8	1839.1	1915.0	1708.1	1476.9	1346.2	1280.7	1273.0
75°	932.8	961.7	1074.3	1262.0	1555.9	1650.1	1458.0	1185.8	1021.3	966.9	958.4
77.5°	311.8	334.1	434.1	715.4	1060.7	1202.2	1062.3	775.5	548.7	442.0	444.0
80°	82.6	81.6	105.6	196.7	458.4	696.2	533.6	262.7	143.7	104.1	98.7
82.5°	29.7	33.3	42.7	54.5	121.5	216.4	152.7	73.7	54.0	39.9	38.6
85°	13.0	12.8	18.4	21.7	30.4	40.4	35.8	31.2	27.4	18.2	16.9
87.5°	2.8	2.8	4.3	3.3	5.4	5.4	6.7	7.9	8.2	5.4	4.3
90°	0.0	0.0	0.0	0.0	0.0	0.0	0.0	0.0	0.0	0.0	0.0

(END OF REPORT)